

CERTIFICATE OF ANALYSIS

PRODUCT NAME: Organic Full Spectrum CBD Tincture - Tropical
PRODUCT STRENGTH: 2250mg
TINCTURE BATCH: 250801B
BEST BY DATE: 8/1/2027
HEMP EXTRACT LOT: O-1206-0129-FT-BSD

Physical Attributes

Test	Method	Specification	Results
Color	Internal	Golden to Amber	PASS
Odor	Internal	Characteristic - Coconut and Hemp, Tropical	PASS
Appearance	Internal	Golden to Amber oil in brown glass bottle with dropper.	PASS
Primary Package Eval.	Internal	Container clean and free of filth. Container caps tight and shrink bands intact	PASS
Secondary Package Eval.	Internal	Labeling Compliance Checked, Cartons sturdy and clean. Sufficient cushion material exists. Box taped and secure.	PASS

Review of Third-Party Analysis

Panel	Method	Specification	Results*	Pass/Fail
Potency - Total CBD	HPLC-UV DAD	LOQ**: ≥ product strength mg / bottle	3159mg	PASS
Potency - D9-THC	HPLC-UV DAD	LOQ: <0.3% total THC (Full spectrum)	78mg 0.26%	PASS
Expanded Pesticide Panel	HPLC-QQQ	LOQ: Complies with CDPHE 6 CCR 1010-21 Industrial Hemp Extract	Below LOQ	PASS
Microbial Escherichia coli (STEC)	PCR	Complies with CDPHE 6 CCR 1010-21 - LOQ 1 CFU/25 gram***	Absent	PASS
Microbial Salmonella	PCR	Complies with CDPHE 6 CCR 1010-21 - LOQ 1 CFU/25 gram	Absent	PASS
Microbial Yeast and Mold	Culture Plating	Complies with CDPHE 6 CCR 1010-21 - LOQ 10 ² CFU/gram	Below LOQ	PASS
Microbial Total Coliforms	Culture Plating	Complies with CDPHE 6 CCR 1010-21 - LOQ 10 ² CFU/gram	Below LOQ	PASS
Microbial Total Aerobic Count	Culture Plating	Complies with CDPHE 6 CCR 1010-21 - LOQ 10 ³ CFU/gram	Below LOQ	PASS
Heavy Metals	ICP-MS	Arsenic (As): ≤1.5 ppm† Cadmium (Cd): ≤0.5 ppm Lead (Pb): ≤0.5 ppm Mercury (Hg): ≤1.5 ppm	Below LOQ	PASS
Mycotoxins	ICP-MS	Total Aflatoxins <20 ppb†† Aflatoxin B1 < 5 ppb Ochratoxin < 5 ppb	Below LOQ	PASS
Residual Solvents	GC-HS-MSD	LOQ: Complies with CDPHE 6 CCR 1010-21 Industrial Hemp Extract	Below LOQ	PASS

*Only applies to products with labels claiming certified organic
 **Level of Quantification
 ***Colony Forming Units per Gram
 † Parts Per Million †† Part Per Billion
 Values expressed in scientific notation.
 Examples:
 10²=100
 10³=1,000

Quality Certified  : B; 4247
 Name _____ Date _____



Cannabinoid Analysis

Tested by high-performance liquid chromatography with diode-array detection (HPLC-DAD).

Method: QSP 1157 - Analysis of Cannabinoids by HPLC-DAD

TOTAL THC: 78.960 mg/unit

Total THC (Δ^9 -THC+0.877*THCa)

TOTAL CBD: 3159.690 mg/unit

Total CBD (CBD+0.877*CBDa)

TOTAL CANNABINOIDS: 3504.750 mg/unit

Total Cannabinoids (Total THC) + (Total CBD) + (Total CBG) + (Total THCv) + (Total CBC) + (Total CBDV) + Δ^8 -THC + CBL + CBN

TOTAL CBG: 197.700 mg/unit

Total CBG (CBG+0.877*CBGa)

TOTAL THCV: ND

Total THCV (THCV+0.877*THCVa)

TOTAL CBC: 46.650 mg/unit

Total CBC (CBC+0.877*CBCa)

TOTAL CBDV: 9.750 mg/unit

Total CBDV (CBDV+0.877*CBDVa)

CANNABINOID TEST RESULTS - 07/30/2025

COMPOUND	LOD/LOQ (mg/g)	MEASUREMENT UNCERTAINTY (mg/g)	RESULT (mg/g)	RESULT (%)
CBD	0.004 / 0.011	±3.9285	105.323	10.5323
CBG	0.002 / 0.006	±0.3196	6.590	0.6590
Δ^9 -THC	0.002 / 0.014	±0.1445	2.632	0.2632
CBC	0.003 / 0.010	±0.0501	1.555	0.1555
CBDV	0.002 / 0.012	±0.0133	0.325	0.0325
CBN	0.001 / 0.007	±0.0059	0.205	0.0205
CBL	0.003 / 0.010	±0.0072	0.195	0.0195
Δ^8 -THC	0.01 / 0.02	N/A	ND	ND
THCa	0.001 / 0.005	N/A	ND	ND
THCV	0.002 / 0.012	N/A	ND	ND
THCVa	0.002 / 0.019	N/A	ND	ND
CBDa	0.001 / 0.026	N/A	ND	ND
CBDVa	0.001 / 0.018	N/A	ND	ND
CBGa	0.002 / 0.007	N/A	ND	ND
CBCa	0.001 / 0.015	N/A	ND	ND
SUM OF CANNABINOIDS			116.825 mg/g	11.6825%

Unit Mass: 30 grams per Unit / Serving Size: 1 gram per Serving

Δ^9 -THC per Unit	110 per-package limit	78.960 mg/unit	PASS
Δ^9 -THC per Serving		2.632 mg/serving	PASS
Total THC per Unit		78.960 mg/unit	
Total THC per Serving		2.632 mg/serving	
CBD per Unit		3159.690 mg/unit	
CBD per Serving		105.323 mg/serving	
Total CBD per Unit		3159.690 mg/unit	
Total CBD per Serving		105.323 mg/serving	
Sum of Cannabinoids per Unit		3504.750 mg/unit	
Sum of Cannabinoids per Serving		116.825 mg/serving	
Total Cannabinoids per Unit		3504.750 mg/unit	
Total Cannabinoids per Serving		116.825 mg/serving	

DENSITY TEST RESULT

0.9537 g/mL

Tested 07/30/2025

Method: QSP 7870 - Sample Preparation

NOTES

Sample serving mass provided by client. Sample unit mass provided by client.



Organic Tincture- Tropical- 2250mgBatch ID or Lot Number:
250801B Test:
Metals

Matrix: Concentrate Test ID: T000275441 Started: 3/28/24 USDA License: N/A

Status: Active Method: TM19 (ICP-MS): Heavy Metals Received: 03/25/2024 @ 10:02 AM Sampler ID: N/A

HEAVY METALS DETERMINATION

Compound	Dynamic Range (ppm)	Result (ppm)	Notes
Arsenic	0.046 - 4.64	ND	
Cadmium	0.044 - 4.40	ND	
Mercury	0.044 - 4.42	ND	
Lead	0.044 - 4.38	ND	

 Philip Travisano
28-Mar-24
3:29 PM Colin Hendrickson
28-Mar-24
5:35 PM

PREPARED BY / DATE

APPROVED BY / DATE

Definitions

ND = None Detected (Defined by Dynamic Range of the method)

Testing results are based solely upon the sample submitted to Botanacor Laboratories, LLC, in the condition it was received. Botanacor Laboratories, LLC warrants that all analytical work is conducted professionally in accordance with all applicable standard laboratory practices using validated methods. Data was generated using an unbroken chain of comparison to NIST traceable Reference Standards and Certified Reference Materials. This report may not be reproduced, except in full, without the written approval of Botanacor Laboratories, LLC.



Certificate #4329.02

Organic Tincture- Tropical - 2250mg CBD

Batch ID or Lot Number: **250801B** Test: **Mycotoxins**

Matrix: Concentrate Test ID: t000275443 Started: 3/26/24 USDA License: N/A

Status: Active Method: TM18 (UHPLC-QQQ LCMS/MS): Mycotoxins Received: 03/25/2024 @ 10:02 AM Sampler ID: N/A

MYCOTOXIN DETERMINATION

Compound	Dynamic Range (ppb)	Result (ppb)	Notes
Ochratoxin A	2.4 - 133.8	ND	N/A
Aflatoxin B1	0.9 - 33.8	ND	
Aflatoxin B2	1 - 33.7	ND	
Aflatoxin G1	1 - 33.4	ND	
Aflatoxin G2	0.9 - 33.9	ND	
Total Aflatoxins (B1, B2, G1, and G2)		ND	

K Winternheimer Karen Winternheimer
28-Mar-24
8:48 AM

Philip Travisano Philip Travisano
28-Mar-24
8:49 AM

PREPARED BY / DATE

APPROVED BY / DATE

Definitions

ND = None Detected (Defined by Dynamic Range of the method)

Testing results are based solely upon the sample submitted to SC Laboratories, Inc. SC Laboratories, Inc warrants that all analytical work is conducted professionally in accordance with all applicable standard laboratory practices using validated methods. Data was generated using an unbroken chain of comparison to NIST traceable Reference Standards and Certified Reference Materials. All decision rulings are in accordance with the MED and results uploaded to METRC. This report may not be reproduced, except in full, without the written approval of SC Laboratories, Inc. ISO/IEC 17025:2017 Accredited A2LA Certificate Number 4329.01



Certificate #4329.02

Organic Tincture- Tropical- 2250mg CBD

Batch ID or Lot Number: **250801B** Test: **Residual Solvents** :


Matrix: N/A Test ID: T000275442 Started: 3/25/24 USDA License: N/A

Status: Active Methods: TM04 (GC-MS): Residual Solvents Received: 03/25/2024 @ 10:02 AM Sampler ID: N/A

RESIDUAL SOLVENTS DETERMINATION

Solvent	Dynamic Range (ppm)	Result (ppm)	Notes
Propane	100 - 1991	*ND	
Butanes (Isobutane, n-Butane)	174 - 3474	*ND	
Methanol	63 - 1251	*ND	
Pentane	81 - 1621	*ND	
Ethanol	92 - 1837	*ND	
Acetone	99 - 1979	*ND	
Isopropyl Alcohol	103 - 2053	*ND	
Hexane	6 - 121	*ND	
Ethyl Acetate	100 - 2005	*ND	
Benzene	0.2 - 4.1	*ND	
Heptanes	92 - 1845	*ND	
Toluene	18 - 361	*ND	
Xylenes (m,p,o-Xylenes)	128 - 2561	*ND	

 Karen Winternheimer
26-Mar-24
2:40 PM

 Philip Travisano
26-Mar-24
2:41 PM

PREPARED BY / DATE

APPROVED BY / DATE

Definitions

* ND = None Detected (Defined by Dynamic Range of the method)

Testing results are based solely upon the sample submitted to SC Laboratories, Inc. SC Laboratories, Inc warrants that all analytical work is conducted professionally in accordance with all applicable standard laboratory practices using validated methods. Data was generated using an unbroken chain of comparison to NIST traceable Reference Standards and Certified Reference Materials. All decision rulings are in accordance with the MED and results uploaded to METRC. This report may not be reproduced, except in full, without the written approval of SC Laboratories, Inc. ISO/IEC 17025:2017 Accredited A2LA Certificate Number 4329.01



Certificate #4329.02



Certificate of Analysis
Compliance Test

Order # EVG240402-020001 Batch#: 250801B
Batch Date: 7/15/2025
Extracted From: hemp

Test Reg State: Colorado

Extract Sampling Date: 2024-04-04 Lab Batch Date: 2024-04-04 Initial Gross Weight: 11.196 g
Completion Date: 2024-04-09



Pesticides - CO
Specimen Weight: 617.500 mg

Passed
SOP14.003 (LCMS/GCMS)

Dilution Factor: 2.430

Analyte	LOD (ppb)	LOQ (ppb)	Action Limit (ppb)	Result (ppb)	Analyte	LOD (ppb)	LOQ (ppb)	Action Limit (ppb)	Result (ppb)	Analyte	LOD (ppb)	LOQ (ppb)	Action Limit (ppb)	Result (ppb)
Abamectin	3.1800E-4	100	100	<LOQ	Dodemorph	6.4700E-12	50	50	<LOQ	Naled	5.8500E-6	100	100	<LOQ
Acephate	3.9632E-2	20	20	<LOQ	Endosulfan sulfate	8.8376E-1	2500	2500	<LOQ	Novaluron	2.0500E-4	25	25	<LOQ
Acequinocyl	5.7646E-2	30	30	<LOQ	Endosulfan-alpha	1.2220E+1	2500	2500	<LOQ	Oxamyl	1.6190E-3	1500	1500	<LOQ
Acetamiprid	3.3800E-10	50	50	<LOQ	Endosulfan-beta	2.2760E+1	2500	2500	<LOQ	Paclobotrazol	6.9300E-8	10	10	<LOQ
Aldicarb	2.2744E-2	1000	1000	<LOQ	Ethoprophos	1.5900E-5	10	10	<LOQ	Pentachloronitrobenzen (Quintozene)	4.3900E+0	20	20	<LOQ
Allethrin	4.7244E-1	200	200	<LOQ	Etofenprox	8.3050E-3	50	50	<LOQ	Permethrin	2.2089E-2	50	50	<LOQ
Atrazine	3.7992E-1	25	25	<LOQ	Etoxazole	8.3558E-1	20	20	<LOQ	Phenothrin	2.1200E-7	50	50	<LOQ
Azadirachtin	3.0710E-3	1000	1000	<LOQ	Etridiazole	4.0200E+0	150	150	<LOQ	Phosmet	9.6150E-3	20	20	<LOQ
Azoxystrobin	1.3247E-2	20	20	<LOQ	Fenhexamid	1.0947E+0	125	125	<LOQ	Piperonylbutoxide	1.3400E-7	1250	1250	<LOQ
Benzovindiflupyr	1.2567E-2	20	20	<LOQ	Fenoxycarb	3.4507E-1	10	10	<LOQ	Pirimicarb	5.6600E-5	10	10	<LOQ
Bifenazate	2.1700E-8	20	20	<LOQ	Fenpyroximate	4.4800E-7	20	20	<LOQ	Prallethrin	1.6732E-1	50	50	<LOQ
Bifenthrin	8.4200E-4	1000	1000	<LOQ	Fensulfothion	7.9400E-4	10	10	<LOQ	Propiconazole	2.1300E-14	100	100	<LOQ
Boscalid	4.3300E-6	10	10	<LOQ	Fenthion	4.9113E+0	10	10	<LOQ	Propoxur	3.5081E-1	10	10	<LOQ
Buprofezin	1.6600E-9	20	20	<LOQ	Fenvalerate	5.9775E-1	100	100	<LOQ	Pyraclostrobin	5.3100E-7	10	10	<LOQ
Carbaryl	1.3800E-5	25	25	<LOQ	Fipronil	2.8847E-2	10	10	<LOQ	Pyrethrins	6.2350E-3	50	50	<LOQ
Carbofuran	7.7600E-5	10	10	<LOQ	Fonicamid	6.9733E-2	25	25	<LOQ	Pyridaben	8.7500E-15	20	20	<LOQ
Chlorantraniliprole	1.3559E-1	20	20	<LOQ	Fludioxonil	1.3402E-2	10	10	<LOQ	Pyriproxyfen	9.5800E-5	10	10	<LOQ
Chlorfenapyr	1.5370E+1	1500	1500	<LOQ	Fluopyram	1.1200E-9	10	10	<LOQ	Resmethrin	6.8013E-2	50	50	<LOQ
Chlorpyrifos	9.0900E-5	500	500	<LOQ	Hexythiazox	6.1900E-5	10	10	<LOQ	Spinetoram	2.3645E-2	10	10	<LOQ
Clofentezine	3.7100E-7	10	10	<LOQ	Imazalil	2.9500E-4	10	10	<LOQ	Spinosad	5.9903E-1	10	10	<LOQ
Clothianidin	3.9900E-4	25	25	<LOQ	Imidacloprid	1.5300E-4	10	10	<LOQ	Spirodiclofen	3.7377E+6	250	250	<LOQ
Coumaphos	9.8600E-5	10	10	<LOQ	Iprodione	1.0554E-1	500	500	<LOQ	Spiromesifen	3.2183E-1	3000	3000	<LOQ
Cyantraniliprole	6.0040E-3	10	10	<LOQ	Kinoprene	3.4000E+0	500	1250	<LOQ	Spirotetramat	4.2760E-2	10	10	<LOQ
Cyfluthrin	2.8130E+1	200	200	<LOQ	Kresoxim Methyl	1.4500E-4	150	150	<LOQ	Spiroxamine	1.2172E+0	100	100	<LOQ
Cypermethrin	1.1900E-6	300	300	<LOQ	Lambda Cyhalothrin	1.1686E-1	250	250	<LOQ	Tebuconazole	1.4800E-14	10	10	<LOQ
Cyprodinil	1.1410E-3	10	10	<LOQ	Malathion	1.3300E-4	10	10	<LOQ	Tebufenozide	1.8121E-2	10	10	<LOQ
Daminozide	3.0408E-1	100	100	<LOQ	Metaxyl	4.8600E-5	10	10	<LOQ	Teflubenzuron	1.6620E-2	25	25	<LOQ
Deltamethrin	4.9284E-1	500	500	<LOQ	Methiocarb	2.2810E-3	10	10	<LOQ	Tetrachlorvinphos	8.3913E-1	10	10	<LOQ
Diazinon	3.9100E-10	20	20	<LOQ	Methomyl	1.1500E-6	25	25	<LOQ	Tetramethrin	9.9200E-5	100	100	<LOQ
Dichlorvos	1.1406E+0	50	50	<LOQ	Methoprene	1.1485E+0	2000	2000	<LOQ	Thiabendazole	1.2510E-3	20	20	<LOQ
Dimethoate	2.8400E-6	10	10	<LOQ	methyl-Parathion	4.2400E+0	9.6	9.6	<LOQ	Thiacloprid	1.1200E-5	10	10	<LOQ
Dimethomorph	1.5700E-4	50	50	<LOQ	Mevinphos	4.4200E-5	25	25	<LOQ	Thiamethoxam	2.2500E-6	10	10	<LOQ
Dinotefuran	2.3697E-1	50	50	<LOQ	MGK-264	2.5880E-3	50	50	<LOQ	Thiophanate-methyl	2.2300E-4	50	50	<LOQ
Diuron	6.8620E-3	125	125	<LOQ	Myclobutanil	7.0006E-1	10	10	<LOQ	Trifloxystrobin	2.1700E-13	10	10	<LOQ

Aixia Sun
Aixia Sun Lab Director/Principal Scientist
D.H.Sc., M.Sc., B.Sc., MT (AAB)

Definitions and Abbreviations used in this report: Total Active CBD = CBD + (CBD-A * 0.877), *Total CBDV = CBDV + (CBDVA * 0.87), Total Active THC = THCA-A * 0.877 + Delta 9 THC, Total THCV = THCV + (THCVA * 0.87), CBG Total = (CBGA * 0.877) + CBG, CBN Total = (CBNA * 0.877) + CBN, Total CBC = CBC + (CBCA * 0.877), Total THC-O-Acetate = Delta 9 THC-O-Acetate + Delta 9 THC-O-Acetate, Total THCP = Delta 9-THCP + Delta 9-THCP, Other Cannabinoids Total = Total Cannabinoids - All the listed cannabinoids on the summary section, Total Detected Cannabinoids = Delta 9-THC + Delta 9-THC + Total CBN + CBT + CBE + Delta 9-THCV + Total CBG + Total CBD + Total THCV + CBL + Total THC + Total CBC + Total CBDV + Delta 10-THC + Total THC-O-Acetate + Total THCP. (mg/ml) = Milligrams per Milliliter, LOQ = Limit of Quantitation, LOD = Limit of Detection, Dilution = Dilution Factor, (ppb) = Parts per Billion, (%) = Percent, (cfu/g) = Colony Forming Unit per Gram, (µg/g) = Microgram per Gram, (ppm) = Parts per Million, (ppm) = (µg/g), (aw) = Water Activity, (mg/Kg) = Milligram per Kilogram. ACS uses simple acceptance criteria. Passed - Analyte/microbe is not detected or is at the level below the action limit per CO rule 6. Failed - Analyte/microbe is at the level that equal or above the action limit per CO rule 6. CCR 1010-21, Failed - Analyte/microbe is at the level that equal or above the action limit per CO rule 6. CCR 1010-21 Sample not received via laboratory sampling. This report shall not be reproduced, without written approval, from ACS Laboratory. The results of this report relate only to the material or product analyzed. Test results are confidential unless explicitly waived otherwise. ACS Laboratory is accredited to the ISO/IEC 17025:2017 Standard.





Microbiology Analysis

PCR AND PLATING

Analysis conducted by polymerase chain reaction (PCR) and fluorescence detection of microbiological contaminants.

Method: QSP 1221 - Analysis of Microbiological Contaminants

Analysis conducted by 3M™ Petrifilm™ and plate counts of microbiological contaminants.

Method: QSP 6794 - Plating with 3M™ Petrifilm™

MICROBIOLOGY TEST RESULTS (PCR) - 08/10/2025 ✔ PASS

COMPOUND	ACTION LIMIT	RESULT	RESULT
<i>Salmonella</i> spp.	Not Detected in 1g	ND	PASS
Shiga toxin-producing <i>Escherichia coli</i>	Not Detected in 1g	ND	PASS

MICROBIOLOGY TEST RESULTS (PLATING) - 08/10/2025 ND

COMPOUND	RESULT (cfu/g)
Coliforms	ND
Total Aerobic Bacteria	ND
Total Yeast and Mold	ND