

CERTIFICATE OF ANALYSIS

PRODUCT NAME: CBD Sports Cream
PRODUCT STRENGTH: 1000mg / bottle
BATCH: 25028-07
BEST BY DATE: 2/12/2027

Physical Attributes

Test	Method	Specification	Results
Color	Joy Internal	White to off white	PASS
Odor	Joy Internal	Blend of Menthol, Camphor, Eucalyptus, Lavender, Rosemary, Wintergreen & Marjoram.	PASS
Appearance	Joy Internal	Creamy smooth cream consistency with medium viscosity	PASS
Primary Package Eval.	Joy Internal	Container clean and free of filth. Lid intact.	PASS
Secondary Package Eval.	Joy Internal	Labeling Compliance Checked, Cartons sturdy and clean. Sufficient cushion material exists. Box taped and secure.	PASS

Review of Third-Party Analysis

Panel	Method	Specification	Results*	Pass/Fail
Potency - Total CBD	HPLC-UV DAD	LOQ*: $\geq 1000\text{mg} / \text{bottle}$	1171mg	PASS
Potency - D9-THC	HPLC-UV DAD	LOQ: $<0.01\% \text{ THC (Broad Spectrum)}$	Below LOQ	PASS
Expanded Pesticide Panel	HPLC-QQQ	LOQ: Complies with CDPHE 6 CCR 1010-21 Industrial Hemp Extract	Below LOQ	PASS
Microbial Escherichia coli (STEC)	PCR	Complies with CDPHE 6 CCR 1010-21 - LOQ 1 **CFU/25	Absent	PASS
Microbial Salmonella	PCR	Complies with CDPHE 6 CCR 1010-21 - LOQ 1 CFU/25 gram	Absent	PASS
Microbial Yeast and Mold	Culture Plating	Complies with CDPHE 6 CCR 1010-21 - LOQ 10^2 CFU/gram	Below LOQ	PASS
Microbial Total Coliforms*	Culture Plating	Complies with CDPHE 6 CCR 1010-21 - LOQ 10^2 CFU/gram	Below LOQ	PASS
Microbial Total Aerobic Count*	Culture Plating	Complies with CDPHE 6 CCR 1010-21 - LOQ 10^3 CFU/gram	Below LOQ	PASS
Heavy Metals	ICP-MS	Arsenic (As): $\leq 1.5 \text{ ppm}\dagger$ Cadmium (Cd): $\leq 0.5 \text{ ppm}$ Lead (Pb): $\leq 0.5 \text{ ppm}$ Mercury (Hg): $\leq 1.5 \text{ ppm}$	Below LOQ	PASS
Mycotoxins	ICP-MS	Total Aflatoxins $<20 \text{ ppb}\dagger\dagger$ Afltoxin B1 $< 5 \text{ ppb}$ Ochratoxin $< 5 \text{ ppb}$	Below LOQ	PASS
Residual Solvents	GC-HS-MSD	LOQ: Complies with CDPHE 6 CCR 1010-21 Industrial Hemp Extract	Below LOQ	PASS

*Level of Quantification
 **Colony Forming Units per Gram
 † Parts Per Million †† Part Per Billion

Values expressed in scientific notation.
 Examples:
 $10^2=100$
 $10^3=1,000$

Quality Certified



Name

2/27/2025

Date

SAMPLE DETAILS**SAMPLE NAME:** #"" _ Y546 Ebafe5dW_ Z? WfZa^

Infused, Non-Inhalable

SAMPLE DETAIL**Batch Number:** 25028-07**Sample ID:** 250203L004**Date Collected:** 02/03/2025**Date Received:** 02/04/2025**Batch Size:****Sample Size:** 1.0 grams**Unit Mass:** 1 grams per Unit**Serving Size:** 1 grams per ServingScan QR code to verify
authenticity of results.**CANNABINOID ANALYSIS - SUMMARY****Total THC:** Not Detected**Total CBD:** 10.338 mg/unit**Sum of Cannabinoids:** 10.433 mg/unit**Total Cannabinoids:** 10.433 mg/unit

Total THC/CBD is calculated using the following formulas to take into account the loss of a carboxyl group during the decarboxylation step:

Total THC = Δ^9 -THC + (THCa (0.877))

Total CBD = CBD + (CBDa (0.877))

Sum of Cannabinoids = Δ^9 -THC + THCa + CBD + CBDa + CBG + CBGa +THCV + THCVa + CBC + CBCa + CBDV + CBDVa + Δ^8 -THC + CBL + CBNTotal Cannabinoids = (Δ^9 -THC+0.877*THCa) + (CBD+0.877*CBDa) +

(CBG+0.877*CBGa) + (THCV+0.877*THCVa) + (CBC+0.877*CBCa) +

(CBDV+0.877*CBDVa) + Δ^8 -THC + CBL + CBN**SAFETY ANALYSIS - SUMMARY** Δ^9 -THC per Unit:  **PASS**

For quality assurance purposes. Not a Regulatory Hemp Lab Test Report. These results relate only to the sample included on this report. This report shall not be reproduced, except in full, without written approval of the laboratory.

Sample Certification: California Code of Regulations Title 4 Division 19. Department of Cannabis Control Business and Professions Code. Reference: Sections 26100, 26104 and 26110, Business and Professions Code.

Decision Rule: Statements of conformity (e.g. Pass/Fail) to specifications are made in this report without taking measurement uncertainty into account. Where statements of conformity are made in this report, the following decision rules are applied: PASS - Results within limits/specifications, FAIL - Results exceed limits/specifications.

References: limit of detection (LOD), limit of quantification (LOQ), not detected (ND), not tested (NT),

$\mu\text{g/g}$ = ppm, $\mu\text{g/kg}$ = ppb

LQC verified by: Yasmin Kakkar
Job Title: Senior Laboratory Analyst
Date: 02/04/2025Approved by: Josh Wurzer
Job Title: Chief Compliance Officer
Date: 02/04/2025




Tested by high-performance liquid chromatography with diode-array detection (HPLC-DAD).

Method: QSP 1157 - Analysis of Cannabinoids by HPLC-DAD

TOTAL THC: Not Detected

Total THC (Δ^9 -THC+0.877*THCa)

TOTAL CBD: 10.338 mg/unit

Total CBD (CBD+0.877*CBDA)

TOTAL CANNABINOIDS: 10.433 mg/unit

Total Cannabinoids (Total THC) + (Total CBD) + (Total CBG) + (Total THCV) + (Total CBC) + (Total CBDV) + Δ^8 -THC + CBL + CBN

TOTAL CBG: ND

Total CBG (CBG+0.877*CBGa)

TOTAL THCV: ND

Total THCV (THCV+0.877*THCVa)

TOTAL CBC: ND

Total CBC (CBC+0.877*CBCa)

TOTAL CBDV: 0.015 mg/unit

Total CBDV (CBDV+0.877* CBDVa)

CANNABINOID TEST RESULTS - 02/04/2025



COMPOUND	LOD/LOQ (mg/g)	MEASUREMENT UNCERTAINTY (mg/g)	RESULT (mg/g)	RESULT (%)
CBD	0.004 / 0.011	±0.3856	10.338	1.0338
CBN	0.001 / 0.007	±0.0023	0.080	0.0080
CBDV	0.002 / 0.012	±0.0006	0.015	0.0015
Δ^9 -THC	0.002 / 0.014	N/A	ND	ND
Δ^8 -THC	0.01 / 0.02	N/A	ND	ND
THCa	0.001 / 0.005	N/A	ND	ND
THCV	0.002 / 0.012	N/A	ND	ND
THCVa	0.002 / 0.019	N/A	ND	ND
CBDA	0.001 / 0.026	N/A	ND	ND
CBDVa	0.001 / 0.018	N/A	ND	ND
CBG	0.002 / 0.006	N/A	ND	ND
CBGa	0.002 / 0.007	N/A	ND	ND
CBL	0.003 / 0.010	N/A	ND	ND
CBC	0.003 / 0.010	N/A	ND	ND
CBCa	0.001 / 0.015	N/A	ND	ND
SUM OF CANNABINOIDS			10.433 mg/g	1.0433%

Unit Mass: 1 grams per Unit / Serving Size: 1 grams per Serving

Δ^9 -THC per Unit	1100 per-package limit	ND	PASS
Δ^9 -THC per Serving		ND	
Total THC per Unit		ND	
Total THC per Serving		ND	
CBD per Unit		10.338 mg/unit	
CBD per Serving		10.338 mg/serving	
Total CBD per Unit		10.338 mg/unit	
Total CBD per Serving		10.338 mg/serving	
Sum of Cannabinoids per Unit		10.433 mg/unit	
Sum of Cannabinoids per Serving		10.433 mg/serving	
Total Cannabinoids per Unit		10.433 mg/unit	
Total Cannabinoids per Serving		10.433 mg/serving	

NOTES

Sample serving mass provided by client. Sample unit mass provided by client.


SAMPLE DETAILS**SAMPLE NAME:**1000mg CBD Sports Cream- Menthol
Infused, Colorado Infused**SAMPLE DETAIL****Batch Number:** 25028-07**Sample ID:** 250220L047**Date of Sampling:** 02/20/2025**Time of Sampling:** 10:54 a.m.**Date Collected:** 02/20/2025**Date Received:** 02/20/2025**Batch Size:****Sample Size:** 1.0 units**Unit Mass:****Serving Size:**Scan QR code to verify
authenticity of results.**SAFETY ANALYSIS - SUMMARY****Pesticides:**  **PASS****Mycotoxins:**  **PASS****Residual Solvents:**  **PASS****Heavy Metals:**  **PASS****Microbiology (PCR):**  **PASS****Microbiology (Plating):**  **PASS**

For quality assurance purposes. Not a Regulatory Hemp Lab Test Report. These results relate only to the sample included on this report. This report shall not be reproduced, except in full, without written approval of the laboratory.

Sample Certification: 6 CCR 1010-21 Colorado Wholesale Food, Industrial Hemp, and Shellfish Regulations; where applicable

Decision Rule: Statements of conformity (e.g. Pass/Fail) to specifications are made in this report without taking measurement uncertainty into account. Where statements of conformity are made in this report, the following decision rules are applied: PASS - Results within limits/specifications, FAIL - Results exceed limits/specifications.

References: limit of detection (LOD), limit of quantification (LOQ), not detected (ND), not tested (NT), µg/g = ppm, µg/kg = ppb, too numerous to count >250 cfu/plate (TNTC), colony-forming unit (cfu)



LQC verified by: Maria Garcia
Job Title: Senior Laboratory Analyst
Date: 02/25/2025



Approved by: Josh Wurzer
Job Title: Chief Compliance Officer
Date: 02/25/2025



Pesticide Analysis

PESTICIDE TEST RESULTS - 02/24/2025 ✔ PASS

Pesticide and plant growth regulator analysis utilizing high-performance liquid chromatography-mass spectrometry (HPLC-MS) or gas chromatography-mass spectrometry (GC-MS). ‡Analytes part of our California Select Panel.

*GC-MS utilized where indicated.

Method: QSP 1212 - Analysis of Pesticides and Mycotoxins by LC-MS or QSP 1213 - Analysis of Pesticides by GC-MS

COMPOUND	LOD/LOQ (µg/g)	ACTION LIMIT (µg/g)	MEASUREMENT UNCERTAINTY (µg/g)	RESULT (µg/g)	RESULT
Abamectin	0.032 / 0.097	0.25	N/A	ND	PASS
Acephate	0.006 / 0.018	0.05	N/A	ND	PASS
Acequinocyl	0.009 / 0.027	≥ LOQ	N/A	ND	PASS
Acetamiprid	0.016 / 0.049	0.05	N/A	ND	PASS
Aldicarb	0.030 / 0.090	0.5	N/A	ND	PASS
Allethrin	0.030 / 0.092	0.1	N/A	ND	PASS
Atrazine	0.006 / 0.019	≥ LOQ	N/A	ND	PASS
Azadirachtin	0.082 / 0.248	0.5	N/A	ND	PASS
Azoxystrobin	0.003 / 0.009	0.01	N/A	ND	PASS
Benzovindiflupyr	0.003 / 0.009	0.01	N/A	ND	PASS
Bifenazate	0.003 / 0.009	0.01	N/A	ND	PASS
Bifenthrin	0.021 / 0.064	≥ LOQ	N/A	ND	PASS
Boscalid	0.003 / 0.009	0.01	N/A	ND	PASS
Buprofezin‡	0.006 / 0.019	≥ LOQ	N/A	ND	PASS
Carbaryl	0.007 / 0.020	0.025	N/A	ND	PASS
Carbofuran	0.003 / 0.008	0.01	N/A	ND	PASS
Chlorantraniliprole	0.006 / 0.018	≥ LOQ	N/A	ND	PASS
Chlorfenapyr*	0.005 / 0.015	1.5	N/A	ND	PASS
Chlorpyrifos	0.013 / 0.039	0.5	N/A	ND	PASS
Clofentezine	0.003 / 0.009	0.01	N/A	ND	PASS
Clothianidin	0.008 / 0.025	0.025	N/A	ND	PASS
Coumaphos	0.003 / 0.010	0.01	N/A	ND	PASS
Cyantraniliprole	0.003 / 0.010	0.01	N/A	ND	PASS
Cyfluthrin	0.052 / 0.159	≥ LOQ	N/A	ND	PASS
Cypermethrin	0.051 / 0.153	≥ LOQ	N/A	ND	PASS
Cyprodinil‡	0.003 / 0.008	0.01	N/A	ND	PASS
Daminozide	0.026 / 0.077	≥ LOQ	N/A	ND	PASS
Deltamethrin	0.059 / 0.180	≥ LOQ	N/A	ND	PASS
Diazinon	0.006 / 0.017	≥ LOQ	N/A	ND	PASS
Dichlorvos (DDVP)	0.012 / 0.038	0.05	N/A	ND	PASS
Dimethoate	0.003 / 0.009	0.01	N/A	ND	PASS
Dimethomorph	0.016 / 0.050	≥ LOQ	N/A	ND	PASS
Dinotefuran	0.010 / 0.030	0.05	N/A	ND	PASS
Diuron	0.013 / 0.040	≥ LOQ	N/A	ND	PASS
Dodemorph	0.012 / 0.035	≥ LOQ	N/A	ND	PASS
Endosulfan sulfate	0.016 / 0.048	2.5	N/A	ND	PASS
Endosulfan-α*	0.004 / 0.014	2.5	N/A	ND	PASS
Endosulfan-β*	0.006 / 0.019	2.5	N/A	ND	PASS
Ethoprophos	0.003 / 0.009	0.01	N/A	ND	PASS
Etofenprox	0.014 / 0.042	≥ LOQ	N/A	ND	PASS
Etozazole	0.007 / 0.020	≥ LOQ	N/A	ND	PASS

Continued on next page



Pesticide Analysis *Continued*

PESTICIDE TEST RESULTS - 02/24/2025 *continued* ✔ PASS

COMPOUND	LOD/LOQ (µg/g)	ACTION LIMIT (µg/g)	MEASUREMENT UNCERTAINTY (µg/g)	RESULT (µg/g)	RESULT
Etridiazole*	0.002 / 0.005	0.15	N/A	ND	PASS
Fenhexamid	0.003 / 0.008	≥ LOQ	N/A	ND	PASS
Fenoxycarb	0.003 / 0.010	0.01	N/A	ND	PASS
Fenpyroximate	0.007 / 0.020	≥ LOQ	N/A	ND	PASS
Fensulfothion	0.003 / 0.010	0.01	N/A	ND	PASS
Fenthion	0.003 / 0.010	0.01	N/A	ND	PASS
Fenvalerate [‡]	0.033 / 0.099	≥ LOQ	N/A	ND	PASS
Fipronil	0.003 / 0.010	0.01	N/A	ND	PASS
Flonicamid	0.007 / 0.022	0.025	N/A	ND	PASS
Fludioxonil	0.003 / 0.010	0.01	N/A	ND	PASS
Fluopyram [‡]	0.003 / 0.009	0.01	N/A	ND	PASS
Hexythiazox	0.003 / 0.010	≥ LOQ	N/A	ND	PASS
Imazalil	0.003 / 0.009	0.01	N/A	ND	PASS
Imidacloprid	0.003 / 0.010	0.01	N/A	ND	PASS
Iprodione	0.077 / 0.233	0.5	N/A	ND	PASS
Kinoprene	0.077 / 0.233	1.25	N/A	ND	PASS
Kresoxim-methyl	0.006 / 0.019	0.15	N/A	ND	PASS
λ-Cyhalothrin	0.068 / 0.206	≥ LOQ	N/A	ND	PASS
Malathion	0.003 / 0.009	0.01	N/A	ND	PASS
Metalaxyl	0.003 / 0.010	0.01	N/A	ND	PASS
Methiocarb	0.003 / 0.008	0.01	N/A	ND	PASS
Methomyl	0.008 / 0.025	0.025	N/A	ND	PASS
Methoprene [‡]	0.172 / 0.521	≥ LOQ	N/A	ND	PASS
Mevinphos	0.008 / 0.024	0.025	N/A	ND	PASS
MGK-264	0.015 / 0.047	≥ LOQ	N/A	ND	PASS
Myclobutanil	0.003 / 0.009	0.01	N/A	ND	PASS
Naled	0.021 / 0.064	≥ LOQ	N/A	ND	PASS
Novaluron	0.002 / 0.005	0.025	N/A	ND	PASS
Oxamyl	0.017 / 0.051	1.5	N/A	ND	PASS
Paclobutrazol	0.003 / 0.010	0.01	N/A	ND	PASS
Parathion-methyl	0.016 / 0.050	≥ LOQ	N/A	ND	PASS
Pentachloronitrobenzene (Quintozene)*	0.004 / 0.012	≥ LOQ	N/A	ND	PASS
Permethrin	0.056 / 0.168	≥ LOQ	N/A	ND	PASS
Phenothrin	0.016 / 0.047	≥ LOQ	N/A	ND	PASS
Phosmet	0.007 / 0.020	≥ LOQ	N/A	ND	PASS
Piperonyl Butoxide	0.010 / 0.029	1.25	N/A	ND	PASS
Pirimicarb	0.003 / 0.009	0.01	N/A	ND	PASS
Prallethrin	0.015 / 0.046	≥ LOQ	N/A	ND	PASS
Propiconazole	0.027 / 0.080	≥ LOQ	N/A	ND	PASS
Propoxur	0.003 / 0.008	0.01	N/A	ND	PASS
Pyraclostrobin	0.003 / 0.010	0.01	N/A	ND	PASS

Continued on next page



Pesticide Analysis *Continued*

PESTICIDE TEST RESULTS - 02/24/2025 *continued* ✔ PASS

COMPOUND	LOD/LOQ (µg/g)	ACTION LIMIT (µg/g)	MEASUREMENT UNCERTAINTY (µg/g)	RESULT (µg/g)	RESULT
Pyrethrins	0.016 / 0.049	≥ LOQ	N/A	ND	PASS
Pyridaben	0.005 / 0.017	0.02	N/A	ND	PASS
Pyriproxyfen	0.003 / 0.009	≥ LOQ	N/A	ND	PASS
Resmethrin	0.013 / 0.039	0.05	N/A	ND	PASS
Spinetoram	0.003 / 0.010	0.01	N/A	ND	PASS
Spinosad	0.003 / 0.010	0.01	N/A	ND	PASS
Spirodiclofen	0.031 / 0.093	≥ LOQ	N/A	ND	PASS
Spiromesifen	0.016 / 0.050	≥ LOQ	N/A	ND	PASS
Spirotetramat	0.003 / 0.010	0.01	N/A	ND	PASS
Spiroxamine	0.020 / 0.062	≥ LOQ	N/A	ND	PASS
Tebuconazole	0.003 / 0.010	0.01	N/A	ND	PASS
Tebufenozide	0.003 / 0.008	0.01	N/A	ND	PASS
Teflubenzuron	0.007 / 0.022	0.025	N/A	ND	PASS
Tetrachlorvinphos	0.003 / 0.008	0.01	N/A	ND	PASS
Tetramethrin	0.021 / 0.063	≥ LOQ	N/A	ND	PASS
Thiabendazole	0.006 / 0.020	≥ LOQ	N/A	ND	PASS
Thiacloprid	0.003 / 0.009	0.01	N/A	ND	PASS
Thiamethoxam	0.003 / 0.010	0.01	N/A	ND	PASS
Thiophanate-methyl	0.013 / 0.040	≥ LOQ	N/A	ND	PASS
Trifloxystrobin	0.003 / 0.009	0.01	N/A	ND	PASS



Mycotoxin Analysis

MYCOTOXIN TEST RESULTS - 02/25/2025 ✔ PASS

Mycotoxin analysis utilizing high-performance liquid chromatography-mass spectrometry (HPLC-MS).

Method: QSP 1212 - Analysis of Pesticides and Mycotoxins by LC-MS

COMPOUND	LOD/LOQ (µg/kg)	ACTION LIMIT (µg/kg)	MEASUREMENT UNCERTAINTY (µg/kg)	RESULT (µg/kg)	RESULT
Aflatoxin B1	1.6 / 5.0	5	N/A	ND	PASS
Aflatoxin B2	1.4 / 4.1		N/A	ND	
Aflatoxin G1	1.6 / 4.9		N/A	ND	
Aflatoxin G2	1.6 / 5.0		N/A	ND	
Ochratoxin A	1.6 / 5.0	5	N/A	ND	PASS
Total Aflatoxin		20		ND	PASS



Residual Solvents Analysis

Residual Solvent analysis utilizing gas chromatography-mass spectrometry (GC-MS).

Method: QSP 1204 - Analysis of Residual Solvents by GC-MS

Total Butanes = n-Butane + 2-Methylpropane (Isobutane)
Total Heptanes = 2,2-Dimethylpentane (Neoheptane) + 2,3-Dimethylpentane + 2,4-Dimethylpentane + 3,3-Dimethylpentane + 2,2,3-Trimethylbutane (Triptane) + 2-Methylhexane (Isoheptane) + 3-Methylhexane + 3-Ethylpentane + n-Heptane
Total Xylenes = 1,2-Dimethylbenzene (o-Xylene) + 1,3-Dimethylbenzene (m-Xylene) / 1,4-Dimethylbenzene (p-Xylene)

RESIDUAL SOLVENTS TEST RESULTS - 02/21/2025 ✔ PASS

COMPOUND	LOD/LOQ (µg/g)	ACTION LIMIT (µg/g)	MEASUREMENT UNCERTAINTY (µg/g)	RESULT (µg/g)	RESULT
Propane	0.234 / 0.781	1000	N/A	ND	PASS
2-Methylpropane (Isobutane)	0.052 / 0.173		N/A	ND	
n-Butane	0.019 / 0.063		N/A	ND	
Total Butanes		1000		ND	PASS
n-Pentane	0.310 / 1.033	1000	N/A	ND	PASS
n-Hexane	0.110 / 0.366	60	N/A	ND	PASS
2,2-Dimethylpentane (Neoheptane)	0.493 / 1.642		N/A	ND	
2,3-Dimethylpentane	1.009 / 3.365		N/A	ND	
2,4-Dimethylpentane	0.737 / 2.458		N/A	ND	
3,3-Dimethylpentane	0.198 / 0.660		N/A	ND	
2,2,3-Trimethylbutane (Triptane)	0.521 / 1.738		N/A	ND	
2-Methylhexane (Isoheptane)	0.610 / 2.034		N/A	ND	
3-Methylhexane	0.235 / 0.785		N/A	ND	
3-Ethylpentane	0.304 / 1.012		N/A	ND	
n-Heptane	13.12 / 43.72		N/A	ND	
Total Heptanes		1000		ND	PASS
Benzene	0.089 / 0.295	2	N/A	ND	PASS
Toluene	0.115 / 0.382	180	±0.0076	0.562	PASS
1,3-Dimethylbenzene (m-Xylene) / 1,4-Dimethylbenzene (p-Xylene)	0.451 / 1.502		N/A	ND	
1,2-Dimethylbenzene (o-Xylene)	0.387 / 1.289		N/A	ND	
Total Xylenes		430		ND	PASS
Methanol	53.92 / 163.4	600	N/A	ND	PASS
Ethanol	8.984 / 27.23	1000	N/A	ND	PASS
2-Propanol (Isopropyl Alcohol)	8.421 / 25.52	1000	±0.823	57.18	PASS
Acetone	10.59 / 32.08	1000	N/A	ND	PASS
Ethyl Acetate	1.123 / 3.745	1000	N/A	ND	PASS

Heavy Metals Analysis

Heavy metal analysis utilizing inductively coupled plasma-mass spectrometry (ICP-MS).

Method: QSP 1160 - Analysis of Heavy Metals by ICP-MS

HEAVY METALS TEST RESULTS - 02/21/2025 ✔ PASS

COMPOUND	LOD/LOQ (µg/g)	ACTION LIMIT (µg/g)	MEASUREMENT UNCERTAINTY (µg/g)	RESULT (µg/g)	RESULT
Arsenic	0.02 / 0.1	1.5	N/A	<LOQ	PASS
Cadmium	0.02 / 0.05	0.5	N/A	ND	PASS
Lead	0.04 / 0.1	0.5	N/A	ND	PASS
Mercury	0.002 / 0.01	1.5	N/A	ND	PASS



Microbiology Analysis

PCR AND PLATING

Analysis conducted by polymerase chain reaction (PCR) and fluorescence detection of microbiological contaminants.

Method: QSP 1221 - Analysis of Microbiological Contaminants

Analysis conducted by 3M™ Petrifilm™ and plate counts of microbiological contaminants.

Method: QSP 6794 - Plating with 3M™ Petrifilm™

MICROBIOLOGY TEST RESULTS (PCR) - 02/24/2025 ✔ PASS

COMPOUND	ACTION LIMIT	RESULT	RESULT
<i>Salmonella</i> spp.	Not Detected in 25g	ND	PASS
Shiga toxin-producing <i>Escherichia coli</i>	Not Detected in 25g	ND	PASS

MICROBIOLOGY TEST RESULTS (PLATING) - 02/24/2025 ✔ PASS

COMPOUND	ACTION LIMIT (cfu/g)	RESULT (cfu/g)	RESULT
Coliforms	100	ND	PASS
Total Aerobic Bacteria	10000	ND	PASS
Total Yeast and Mold	1000	ND	PASS

